



Stitch 'n Times

Santa Rosa Quilt Guild
P.O. Box 9251, Santa Rosa, CA 95405
August 2019 • Vol. 43 • No. 7

President's Message

A new beginning takes place August 15th with our guild's relocation to the Veterans Memorial Building! It reminds me of the first day at a new school...kind of excited, kind of wondering in awe how we will handle the move without hesitation or apprehension. I look forward to continuing the search for the perfect location for us with our library a few feet away and having a kitchen nearby. It may take years to find, but we will settle into the Vets Building and start a new adventure making new memories but holding onto and remembering the old with fondness. The important part is all of us being together and enjoying our common love of sewing, quilting, and especially our friendships.

 Genelle Voorhees

There'll Be Some Changes Made ...

In the words of the old jazz hit, "There'll be some changes made today." As we make our adjustments to our new "home," several of our usual ways of doing things have changed.

Library

From the moment it was announced that the Scottish Rite building had been sold and SRQG would need to find a new home I have had scores of members reach out with concern about our Library (and bless your hearts – asking about how I am coping with this change!). I had a plan in the back of my mind since I was told about the possible sale of the building over two-and-a-half years ago and was not worried, but let me tell you that from the first moment our Elected Board Members, Committee Chairs, and General Members have been there with super ideas and fantastic support that has gone above and beyond anything I could have hoped for. The Library will live on (although a bit differently).

Of course, the ideal would have been to find a meeting location with available storage, but that hasn't happened ... yet (and we encourage everyone to continue keeping their eyes and ears open for possibilities). Since our temporary meeting location, the Vets building, does not have storage

Changes continued

space, an off-site climate-controlled storage unit was located after much research by Alana Colburn and Toni Anderson.

My plan is that I will continue to obtain new publications with the recommendations of the members to introduce at our meetings. A Library corner has already been included in the floor plan by our Vice President, Jan Nilsen. Our Library crew, Mary Wood, Joy McGoran, Sandra McConnell, Glenda Ross, and many other volunteers who show up to assist on any given day, will be on hand to check books, magazines, and DVDs in and out. We will also be taking written requests for Library items, and they will be delivered at the next meeting. If you know ahead of a meeting what you wish for, email me. OR ~~ you may accompany me to the storage unit after the meeting and paw through the library.

Quilters have proven to be very flexible in their thinking, as proven over the years as we have progressed from templates and scissors to rotary cutters, and now Accuquilt systems, so I have no problem believing that we will be able to adjust our habits and continue to enjoy the resources our guild has built in what we call "the best quilt guild library in the entire world."

 Sharon 'The Librarian' Fry

Changes continued →

Changes continued →

Changes continued

Silent Auction

Until we get the lay of the land, we are hereby suspending the very popular Silent Auction tables.

Please do not bring any donations for the Silent Auction tables until further notice.

We hope you can find a spot that is not already filled with your treasures in your homes to store future items for the Silent Auction tables. Watch the newsletter and emails for details as we get our bearings.

The Silent Auction supports all of the guild's activities, including the vast library of books, magazines, and DVDs, plus Accuquilt Go! system, and is such a great way to collect fabric, notions, and books, and even sewing machines that we never knew we needed – and at super low prices. A bonus is seeing Show-and-Tell items that were generated from the Silent Auction tables.

Thanks zillions to everyone who participates in donating and purchasing items, as well as everyone who pitches in to help organize the Silent Auction tables. We WILL be up and running again soon.

 Sharon 'The Librarian' Fry

Accuquilt GO!

Our guild's Ms. Sunshine, Jan Westerman, who is my number one Go-to person whenever I need help explaining the Accuquilt Go! cutting system, has come to our rescue and adopted the entire Go-cart full of dies, mats, and even the two cutting machines while we are in transition.

When you wish to borrow the dies and/or cutting machines, please email Jan Westerman and she will deliver the items to you at a subsequent meeting.

Many thanks Go to Jan Westerman for stepping up to take on this service during the next chapter in our guild's life.

 Sharon 'The Librarian' Fry

“Some changes look negative on the surface but you will soon realize that space is being created in your life for something new to emerge.”

— Eckhart Tolle

“We are the change we have been waiting for.”

— Barack Obama

Changes continued →

Changes continued

Templates and Stencils

Our guild has collected a large variety of stencils, rulers, and templates that members may check out.

We are very fortunate that Heidi Mitarai has offered to house the rulers and templates at her home.

Betty Upchurch is storing the stencils.

When you wish to borrow items, please email Heidi or Betty directly.



Sharon Fry

Hospitality

What does our move mean in terms of hospitality you may wonder? Well it means we have no refrigerator, no sink, no ice, and alas, no coffee maker. And of course no stove or oven. (EXCEPT FOR FOUNDERS' DAY AND THE HOLIDAY PARTY), but I'll talk about that later.

Sooooooooo ... this is what we will have:

- Coffee from Starbucks, with a tip jar to cover the cost;
- An electric water pot to boil water for hot tea and freeze-dried coffee;
- Some utensils and little dessert plates and napkins.

What does this means to you?

Bring your lunch and drink (in a cold container if you want your drink to be cold.)

If it's your birthday or 6 months from now, it means your "shared lunch item" has to really, really be finger food, i.e., already cut up and able to be served either without refrigeration or something you bring in a cooler. Which probably means dessert already individually cut (because we can't even cut a cake if it has frosting because we don't have access to a sink except the one in the bathroom which makes THAT very unappetizing). Get it?

So folks, at least for the first couple of regular meetings you have to bring your lunch because the shared food items will probably be dessert given the lack of amenities.

What is so wonderful about our guild is the camaraderie that we have during the meeting and afterwards. I love the meetings but I also love the stories that we share around our lunch. So stay tuned ... I'll notify you what we can and cannot do. Come and talk to me about your suggestions and we'll figure this out because at the end of the day, it's always about friendship.



Carolle LeMonnier

Needle and Thread

by Jim Jensen



As with so many of us, all it took to motivate Toni Anderson into taking up quilting was the birth of her first granddaughter. Granddaughter is seventeen years old now. Five years later she made her second quilt for her second granddaughter.

Toni didn't make any more quilts until she saw the "Quilters of Gees Bend" exhibit at the deYoung Museum in San Francisco in 2006. She was so touched by the quilts she saw there, and the story of the Gees Bend quilters, that she left the museum and went straight to the fabric store to purchase her first stash. The quilt that came from that adventure was completely made up without a pattern, and she had a lot of fun making it. Time was still precious until Toni retired in 2014, so she wasn't able to spend much time quilting. After retirement she found her passion and has made over 70 quilts so far.



Jacque Gering is at the top of the list of Toni's inspirational resources. Jacquie is a modern quilter who was one of the founding members of the Modern Quilt Guild, which

now has membership worldwide. Her quilts are minimalist, unusual, and often political. Toni has a dream to be able to book one of her classes, but Jacquie's classes are so popular, they book up before she's able to get her name on the list.



Needle and Thread continued →

Needle and Thread continued



From that inspiration, "modern" is Toni's favorite style of quilting, but has recently sewn her way into art quilting. She considers herself a bit of a rebel in that she usually avoids traditional quilting, preferring to make her own rules. Whatever she creates, she prefers to use bright fabrics with fresh, new designs, and solids.

Not one to gather UFOs, Toni tries to only work on one or two projects at a time. Her next project will be piecing and quilting the friendship blocks that were donated for her "Alice in Wonderland" themed project. She's really looking forward to having a fun time tackling a very quirky and whimsical quilt.

When Toni shows up at Show-and-Tell, you know you're in for a real treat. (You can check out some of her creations in the Show-and-Tell Archive section on our website.) Her proudest moment came when she was chosen to be a finalist in the Cherrywood Fabrics "Van Gogh" challenge a couple years ago. Her quilt traveled for more than a year all over the US and France.

You might be surprised to learn that Toni has had many wonderful underwater adventures as a scuba diver. She logged almost 150 hours under water, including a fabulous trip to the Great Barrier Reef where she lived aboard a dive boat for three days at a time. She doesn't scuba anymore ... blames it on being lazy. But she still looks forward to a good snorkel.



The Santa Rosa Quilt Guild has been important in Toni's life in so many ways. It has encouraged her style, brought her out of her "shy" shell, and made her feel so supported through the disastrous fires that upended so many of our lives. She wishes she had joined years before she actually did, but had to retire first. Currently holding a position on the Board of Directors as Member-at-Large, Toni loves SRQG and wouldn't change a thing ... and we feel the same about Toni. She is truly an asset to our guild, and we look forward to what the rebel comes up with next.

Jim

Programs and Workshops

A calendar with the full schedule of this year's programs and workshops is available on our website at <http://www.santarosaquiltguild.org/programs.php>

August 15 & 16, 2019

Jane Haworth

Program: "Living a Creative Life"

Workshop: "Love of Pets Fabric Collage"

Living a Creative Life with Jane Haworth

In this August 15th lecture/trunk show to be held at the Veterans Memorial Building in Santa Rosa, Jane will describe how she became the quilt maker she is today and describe the influences and techniques that she uses.



She will talk about setting up an Etsy shop and how she uses this for her T-shirt quilt business. Jane will also describe some of the challenging requests she receives from clients and how trying something new brings out her creative spirit. Jane's goal is to inspire quilters to go out of their comfort zone and just have fun creating.

Jane's workshop is called "Love of Pets Fabric Collage". If you ever wanted to make a quilt of your pet then this is the class for you. Using a photo enlargement that you bring to class which will be your



pattern, Jane will then demonstrate her raw edge appliqué technique that she uses. It's a fun, forgiving, cut and glue method that uses no fusible. No sewing machine required. For a complete supply list contact Janice Rodgers or a copy of the list may also be found in the sign-up binder. Space is still available for the workshop which will be held at Village Sewing Center, 506 Lewis Road, Santa Rosa.



Janice Rodgers

September 20, 2019

Betty Upchurch

Free Workshop: "Holiday Hangers"

\$25.00 Kit Fee



Our own Betty Upchurch is offering a free workshop to teach us how to make these fun "Holiday Hangers."

Patterns available are "Witchy Bitch," "Snowman," "Santa," and "Mini-Santa." You will need to buy a kit from Betty for \$25 each.

The kit includes material, pattern, and some embellishments, but Betty encourages you to bring some of your own embellishing touches to make your hanger even

more fun. The workshop will take place in the Dining Room on the east side of the Vets Building.



A Note from the Programs and Workshops Chair

My thanks go to Wendy Feist and Mary Wood for their help and support during the past two years in which they helped select, announce, and assist with the smooth running of the lectures and workshops. In addition, I would like to thank **YOU**, the membership, for your constant support, positive comments and participation in the various workshops. It has been a pleasure to serve you as Program/Workshop Chair.



Janice Rodgers

Sew-a-Row

Sew-a-Row is in full swing! Autumn is almost here and there is still plenty of time to pick a Sew-a-Row block to work on. There are many interesting and challenging blocks to choose from. Please come by and take a look at what we have at the next guild meeting.



Jeanne Parent

New Members

We always celebrate the addition of new members to the Santa Rosa Quilt Guild, and appreciate the new energy and ideas they bring with them.

Please make it a point to extend a warm welcome to these new members who joined us in June.

Marge Foulkes
Daphne Hansen

Welcome!



Jan Andrews

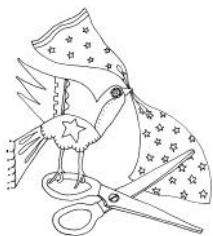
Placemat Project

Dear friends, I would like to update you on where we stand towards our goal. So far you have turned in 305 placemats. Last year we presented Meals on Wheels with 473. I hope we can beat that number this year. We have until the first part of November, and I have faith in you all to help us make this goal. I would like to thank everyone that has contributed to this project thus far, and I encourage you to make a few more. I will bring more kits and batting to our meetings, and hopefully do another TSW sometime soon. I can hardly wait to see what you can come up with. So far it has been a real delight to see all the different ideas and creative placemats that have been turned in. This job has been a fabric lover's dream.



Barbara Courtelyou

Friendship Block



I cannot believe that we are just zooming through summer. Before we know it the holidays will be knocking on our doors. Isn't this the perfect time for you to request some blocks to be made for you? The Friendship Block department is sorely lacking

blocks. Come up with some ideas, let's put one into motion and get some beautiful blocks made just for you. All guild members are invited to make Friendship Blocks. If you want to request blocks for your own quilt, you will need three or more friendship block credits to start. Need more information? Just contact me. I would love to talk with you!



Heidi Mitarai

Boutique and Raffle

I have been very lax in writing a newsletter report this year. Life gets in the way sometimes. So, here is an update on how the Boutique and Raffle have done for the year so far:

Jan.: \$264; Feb.: \$224; [quilt-a-thon] Mar.: \$238 [Healdsburg quilt show \$434], April: \$327, May: \$251, June \$581 [MSQG Quilt Show: \$439] July no meeting and then a sew day. A total for the year of \$2759.

We also sold a small quilt for \$50 and that was donated to community quilts.

That is very good considering we had five meeting days we did not set up the boutique and raffle. The money generated goes into the general fund and helps to pay the rent and other expenses.

Once we move into our new location we will be limiting our inventory to basically the thread, needles, thread catchers and chatelaines. We will continue with the raffle where most of the money is derived from, but only if we have a volunteer to help with the raffle baskets. Most of the materials are provided, it just needs to be stored, sorted, arranged and brought to the meetings. I am hoping a new member will step forward and give a break to the older and very active members.

Everyone's participation is greatly appreciated and I look forward to visiting with everyone and meeting and remembering the names of so many of our new members.



Betty Upchurch



Sewlutions

Thoughts about style ...

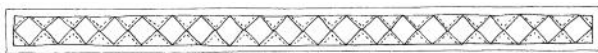
What is your quilt style? Personally, I love them all. But some people are confused as to what defines the most common styles of quilting today. Here are some of the descriptions I found to explain the differences between traditional quilting, art quilting and modern quilting:

Traditional quilts are the most common types of quilts made in the United States. They tend to use quilt blocks, a variety of fabrics that don't match perfectly with each other, and follow specific quilting rules. They are considered classic quilts and are probably the kind of quilt that comes to mind when one thinks of comfort quilts. They are typically used on a bed or as a throw for warmth.

Art quilts typically explore an original concept or idea rather than follow a specific pattern. What makes this style unique is that the end product (the quilt) isn't designed to keep you warm. These quilts tell a story or convey a message. It experiments with color, texture and mixed media, and consists predominately of fabric and other fibers, but may use unconventional materials or construction techniques.

Modern quilts are considered by some as the updating of classic quilt. Bold colors and prints, high contrast, graphic areas of solid color, improvisational piecing, minimalism, expansive negative space, and alternate grid work are all used to create quilts that have a clean and modern esthetic. They can be either a comfort cozy quilt to use on a bed or couch, or can be used as a wall hanging to define a certain space in your home.

 Toni Anderson



Making the most of printing fabric scraps ...

Often when using computer printer fabric, you end with odd shaped scraps. It is pretty easy to use these also. Measure the scrap, design a new label that fits into the dimension of the scrap, and print a sample out on a regular piece of printer paper. If your new label will fit within the dimensions that you measured and you have allowed for seam allowance, then go ahead and tape your computer printer fabric over your printed paper label and send it back through the computer. Make sure you put the paper/fabric in correctly so that it will print on the correct side. Good Luck!

 Vicki David



Challenge Quilt 2019

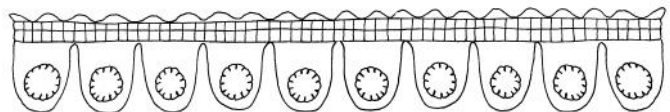


Get ready to share! The 2019 SRQG Challenge is due on **August 1** at our business meeting! Are you finishing up your entry so that you can share it with us?

Inspire your friends and fellow members!

Suggested size is 18" on a side, more or less. Any techniques, any style. If you can, tell us a story to go with it. Or tell us how your idea developed into fiber. Or, if you don't want to speak to the whole large group of members, just show your work for all to enjoy.

Make 2, they're small.  Elizabeth Marrs



Opportunity Quilt


"Stargazer"

Just a reminder that we have plenty of tickets available to sell for the 2020 Opportunity Quilt Raffle.



We have envelopes with tickets as well as a picture postcard and a description of the Quilt on the back. We would like to make contact with any other Guilds that you may belong to, so you or we can attend their meetings and sell tickets. We have consolidated the quilt, the

stand and one bag of supplies so that the Quilt can be transported and set up easily for display. We need your help to meet our goals which will help to offset some of the Guild expenses. Thank you to all that have purchased and sold tickets already. We still need ticket sellers at our meetings.

 Frances Evans
Alana Colburn



Library News

The following is a list of the books that came into our possession since our last newsletter. For images of the covers and more detailed descriptions of the items, just click on LIBRARY on our website www.santarosaquiltguild.org Linda Hooper has written easy-to-understand directions about how to utilize the library site. To locate her instructions, click on the underlined "here" in the second paragraph at the top of the library page. Let me know if you would like guidance with the site and we'll sit down at the Library's laptop computer after a meeting. *A hint: if you are looking for an author, remember to type in the last name first, and if you are searching for a book title, type in the first "important" word leaving the a, an, and the's 'til the end.*

Want to know what our Go! Baby Accuquilt cutting system is all about? Type in Go! in the Search box at the top of our website's Library page and learn not only what it is, what it does, but also find a list of our dies. You can also find all of our Go! "toys" listed at the bottom of the Library's Home Page on our website. Our thanks to guild member Mary Reder for sharing her Go! Baby cutting machine with us. Also, a thank you to Linda Silva for giving our guild the next-larger size of cutter and many dies that she won in a raffle. Reserve the machines and dies just like a library book. Yes – we give (free) lessons!

Our brand new library items:

SOMEWHAT IN THE MIDDLE QUILTS by Susan Smith – a Quiltmania publication – our thanks to Nancy McDermott for requesting this book for our library

MODERN SELVAGE QUILTING by Riel Nason – Pam Brown recommended this for us

QUILTFOLK – ISSUE 11 – Southern California

THE MODERN APPLIQUE WORKBOOK – by Jennifer Dick – donated by Melissa Trunick

BLOCK – VOLUME 6, ISSUE 2, 2019 by Jenny Doan, Missouri Star Quilt Company – donation

IT'S "EL"EMENTERY by Eleanor Burns – a Quilt in the Day book – donated by Caroline Pope

NOAH'S NOEL by Debbie Mumm – adorable critters for quilts or stuffed animals – a donation

Be sure to let me know if you find an item that our library "needs" (books, DVDs, and Go! Baby dies, magazines).

Have you pawed through the ever-growing box of rulers, templates, and stencils that have been donated to our library for members to check out?

Library News continued →

Library News continued

Need a fabric pen to sign a block? Sharon 'the Librarian' Fry will loan her personal collection during meetings. Tip: Iron a piece of freezer paper to the back of the area before signing so the fabric stays taut.

And don't forget that we have magazine subscriptions to:

FONS AND PORTER'S LOVE OF QUILTING, AMERICAN QUILTER, QUILTMAKER, QUILTING ARTS MAGAZINE, and MODERNE (from Quiltmania).


We also have many past issues of:

MACHINE QUILTING UNLIMITED, MODERN QUILTS UNLIMITED, PRIMITIVE QUILTS AND PROJECTS, QUILT LIFE (Alex Anderson and Ricky Tims - Discontinued with the October 2014 issue - darn!), MINIATURE QUILTS, Japanese magazines, QUILTMANIA (European), and QUILTERS NEWSLETTER (all of the issues since the very beginning until October 2016 when, sadly, they quit publishing).

Wearing your nametag is a huge help to everyone. This is an excellent way for us to get to put names and faces together.

Check out as many of our more than 3,464 books, DVDs, and CDs, plus magazines, (and Go! Cutting equipment as you wish) ~ just remember to return them to the very next meeting, pretty please, as there are so many members in the guild who also wish to use the items.

Our library needs many, many volunteers. You do not need to formally sign-up to help – we'll take whatever time you can spare before or after any meeting. If you do not like the job you are given, don't be shy – let us know what you would rather do. I can never thank everyone enough for their assistance and support with making our library the best in the entire world!



Sharon
'The Librarian'
Fry

Board Meeting

Thursday, August 22, 2019

10:00 a.m.

Rincon Valley Library

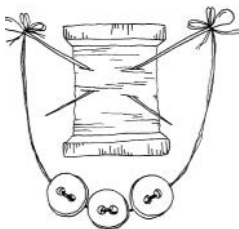
All Members Are Welcome

Community Quilts

Community Quilts, along with the whole guild, will be adjusting to our move to a new home. At this point the supplies from “our” closet will be living at Pam’s and Janet’s homes. I’m sure my garage needs rearranging. August 29 will be a Fifth Thursday gathering at Luther Burbank Art and Garden center. It’s a relaxed day to work on your projects or quilting a community quilt. Come for all or part of the day.

The end of the year will be here before we know it and that is a time to share lots of our lap quilts. Thank you for all your work throughout the year!

Have a safe summer and enjoy your quilting.



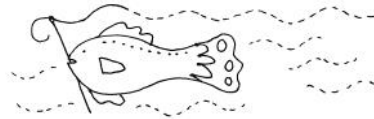
Pam Beebe
Laura Barrett
Nancy Stedman
Janet Tonkin

Block-of-the-Month



Welcome to SRQG “Stash Busting, Traditional, Simple, and Can you say ‘Hmm!’ Block-of-the-Month” for 2019. August’s block is called “Beach Ball.” Bright colors and patterns will make this block fun to quilt!

Go to our website, www.santarosaquiltguild.org/block.php for all the details of this fun block. We hope you enjoy August’s block!



Betsy Smith
Nadine Heppell

Technique Sharing Workshops

Thanks to everyone who attended our workshops this year. We’ve had a great turnout.

Betsy Smith will be doing our August demonstrations.

August 1st is the demonstration on the “Wonder Ruler” and August 15th is how to use Zentangles in a quilt.

In September, Metha Schuler will return and demonstrate how she makes her fabric tote bags. They make wonderful gifts for the holidays and this date allows you some time to get them done!

Remember that the demonstrations usually start immediately after lunch, so don’t leave early! See you soon.



Bonnie Butler-Sibbald

COMMUNITY QUILT SIZES

If you are making donation quilts on your own, these are the approximate sizes most needed.


32" x 40" Baby Quilts	For Sutter and Memorial NICUs, Public Health nursing, and teen moms. We provide kits for making the tops, or you may use your own fabrics.
40" x 60"	For Valley of the Moon and other organizations serving children in need. Please use bright colors for young children or fabrics that will appeal to teenagers.
50" x 65"	For 18 year olds aging out of the Foster Care system, and for women residing at the YWCA Safe House.
40" x 60"	Lap quilts for adults to be handed out by Secret Santa, women being served by Verity, seniors in local convalescent hospitals, and others.
Doll Quilts	For little girls and boys. We collect them throughout the year and donate during the holidays.

SSS

Sonoma County Fair

YEE HAW!!

It’s Fair Time!
August 1 to August 11!
Enjoy yourselves and be sure to check out all the wonderful quilts!
And don’t eat too many corn dogs!



Pam McVey

2019 Elected Board & Committee Chairs

2019 EXECUTIVE BOARD

President
Vice President
Treasurer
Secretary
Program Chair
Program Chair Elect
Parliamentarian
Members-at-Large

Genelle Voorhees
Jan Nilsen
Carole Behlke
Jan Andrews
Janice Rodgers
Ann Nolen
Chris Nolen
Toni Anderson
Vicki David
Pam McVey
Heidi Mitarai
Margo Pitter
Mary Wood

Email Coordinator *
Fair Liaison
Field Trip
Friendship Blocks *
Historian *
Hospitality *
Library *
Membership *
Newsletter Editor
Nominating Committee*
Opportunity Quilt Ticket Sales *
Sew-A-Row *
Sewing Room Sale
Sunshine *
TSW (Technique Sharing Workshop) *
UFO Challenge
Videographer *
Website*
Welcoming Committee
Past President

Sharon Fry
Pam McVey
Marsha McAlpin
Heidi Mitarai
Sharon Fry
Carolle LeMonnier
Sharon Fry
Jan Andrews
Jim Jensen
Chris Nolen
Frances Evans
Jeanne Parent
Joy McGoran
Jan Westerman
Bonnie Butler-Sibbald
Ellindale Wells
Linda Hooper
Linda Hooper
Rhonda Denny
Jim Jensen

2019 COMMITTEES

Block-of-the-Month*
Boutique *
Budget
Challenge Quilt
Community Quilts *
Corresponding Secretary
Crafts Fair

Betsy Smith
Betty Upchurch
Carole Behlke
Elizabeth Marrs
Laura Barrett
Janice Juul
Bonnie Butler-Sibbald

* Standing Committee

Remember!

- NAME TAG • SHOW AND TELL • BEVERAGE CONTAINER •
- LIBRARY BOOKS • LUNCH • NO PETS • NO FRAGRANCES •
- REUSABLE PLATE AND FORK • CELL PHONE ON SILENT •

SRQG 2019 Calendar

AUGUST

- 1** **General Meeting**
Guild Challenge - "Fiesta" is due
Sew-A-Row - Row 4 is Due
TSW - Betsy Smith - "Wonder Ruler"
Scottish Rite Building
- 1-11** **Sonoma County Fair**
- 15** **Program Meeting**
Jane Haworth - "Living a Creative Life"
TSW: Betsy Smith - "Using Zentangles in Quilts"
Santa Rosa Veterans Memorial Building
- 16** **Workshop**
Jane Haworth:
"Love of Pets Collage"
Village Sewing Center
9:00 a.m. to 3:30 p.m.
- 27** **Board Meeting**
Rincon Valley Library
6959 Montecito Blvd.
10:00 a.m. to 12:00 p.m.

SEPTEMBER

- 5** **General Meeting**
UFO Challenge is due.
Santa Rosa Veterans Memorial Building
- 19** **Founders' Day Potluck**
Guild Awards Presented
Santa Rosa Veterans Memorial Building
- 20** **Free Workshop**
Betty Upchurch - Holiday Hangers
\$25 kit fee
BYOL
Santa Rosa Veterans Memorial Building
- 26** **Board Meeting**
Meissner Sewing and Vacuum Center
1455 Santa Rosa Ave.
10:00 am to 12:00 pm

Santa Rosa Quilt Guild Affiliates

BAY QUILTS

Sally Davey & Abbey Shane
5327 Jacuzzi St. #3-C
Richmond, CA 94804
(510) 558-0218

<http://bay-quilts.shoplightspeed.com/>
sfbayquilts@gmail.com
daveysally49@gmail.co

Monday - Friday 10:00 - 6:00
Saturday - Sunday 12:00 - 5:00

BOLT FABRIC AND HOME

Kate Barrett
219 N. Cloverdale Blvd.
Cloverdale 95425
894-2658

Tues. - Sat. 10:00 - 6:00
Sunday 11:00 - 4:00

<http://www.boltcloverdale.com/>
info@boltcloverdale.com

10% discount for SRQG members

BROADWAY QUILTS

Gery Rosemurgy, Owner
20525 Broadway
Sonoma, CA 95476
707-938-7312

www.broadwayquilts.com


Mon-Sat 9:30-5:30, 11-3 Sunday

CLOVERDALE QUILTING

Margaret Davids, Owner
111 Lake St.
Cloverdale, CA 95425
415-577-8407

<https://www.cloverdalequilting.com/>
cloverdalequilting@gmail.com

Hours by Appointment



MEISSNER SEWING & VACUUM CENTER

James Meissner, Owner
P.J. Lytton, Store Manager
Authorized Baby Lock, Brother, Bernina,
Janome and Gammill Dealer
1455 Santa Rosa Ave.
Santa Rosa, CA 95404
707-575-5259

<http://www.meissnersewing.com/>

Mon - Fri: 10:00 to 6:00
Saturday: 9:00 - 5:00

MARIAN'S MAGIC NEEDLE QUILTING

Custom Machine Quilting
Marian Drain
1140 Sanford Ranch Rd.
Ukiah, CA 95482
472-0195

Hours by Appointment
cuddletimequilts@me.com

QUILTED ANGEL

Barbara Meikle
200 G Street
Petaluma, CA 94954
707-763-0945
Seven days a week
11:00 - 4:00

<http://quiltedangel.com/>

QUILTED VINE

Machine Quilting
Lynda McLean
2080 Mt. Olive Way
Santa Rosa, CA
707-528-4256
707-318-1940

Hours by Appointment
quiltedvine@sbcglobal.net

VILLAGE SEWING CENTER

John Furtado
506 Lewis Rd.
Santa Rosa, CA 95404
707-544-7529
Monday - Friday 10 am to 6 pm
Saturday 10 am to 5 pm
<https://villagesewing.com/>
john@villagesewing.com

Meissner
Sewing & Vacuum Centers

MEISSNER SAVINGS COUPON

Exclusive for Guild Members!

20% OFF

IN-STOCK ACCESSORIES & NOTIONS*

*Discount taken from MSRP on in-store purchases. Not valid with any other offers. Selection varies by location. In-stock items only. Some restrictions apply. See store for details.



Visit us at our NEW home at 1455 Santa Rosa Ave.
Now with more space for in-store events, fabric, and more of the products you love!





www.MeissnerSewing.com

PROUD TO BE AN AUTHORIZED DEALER
Availability varies by store.



Sacramento 2417 Cormorant Way (916) 920-2121	Folsom 98 Clarksville Rd., Ste. 130 (916) 984-7071	Roseville 9250 Fairway Dr., Ste. 110 (916) 791-2121	Santa Rosa 1455 Santa Rosa Ave. (707) 575-5259	San Jose 4688 Meridian Ave. (408) 264-4880
--	--	---	--	--



Local Quilt Guilds

- | | | |
|---|---|--|
| NORTHERN CALIFORNIA QUILT COUNCIL
http://www.ncqc.net/ | Moonlight Quilters of Sonoma County
http://www.mqsc.org/ | Petaluma Quilt Guild
http://www.petalumaquiltguild.org/ |
| Carquinez Straight Stitchers (Benicia)
http://www.cssquilter.org/ | Mt. Tam Quilt Guild (Marin County)
http://www.mtgq.org/ | Piecemakers Quilt Guild of So. Alameda Co. (Fremont)
http://www.piecemakersguild.org/ |
| Diablo Valley Quilters (Danville)
http://www.diablovalleyquilters.com/ | Napa Valley Quilters Guild
http://www.napavalleyquilters.org/ | San Francisco Quilters Guild
http://www.sfquiltersguild.org/ |
| East Bay Heritage Quilters (Albany)
http://ebhq.org/ | North Wind Quilters Guild (Fairfield)
http://www.northwindquiltersguild.com/ | Santa Clara Valley Quilt Association (Campbell)
http://www.scvqa.org/ |
| Guild of Quilters of Contra Costa County
http://www.gqccc.org/ | Pacific Piecemakers Quilt Guild (Gualala)
http://www.pacificpiecemakers.org/ | Sonoma Quilters United in Loose Threads
http://sonomaquilt.webs.com/ |
| Ladies of the Lake Quilt Guild (Kelseyville)
http://www.llqg.org/ | Pajaro Valley Quilt Association (Aptos)
pvqa.org | Vallejo Piecemakers (Vallejo)
http://vallejopiecemakers.org/ |
| Mendocino Quilt Artists Guild (Ukiah)
http://mendocinoquiltartists.blogspot.com/ | Peninsula Quilters Guild (Redwood City)
https://www.peninsulaquilters.org/ | |
| Monterey Peninsula Quilters Guild
http://www.mpqg.org/ | | |

SANTA ROSA QUILT GUILD



CONTACT INFORMATION

PRESIDENT

Genelle Voorhees
president@srqg.org

VICE PRESIDENT

Jan Nilsen

NEWSLETTER EDITOR

Jim Jensen

MEMBERSHIP

Jan Andrews, Sue Gragg,
and Vicki David

PROGRAMS

Janice Rodgers

MEETINGS AND MEMBERSHIP

As of August 15, 2019, the Santa Rosa Quilt Guild will meet the first and third Thursdays of each month (in December only one meeting is held on the first Thursday) at 10:00 a.m. at the Santa Rosa Veterans Memorial Building, 1351 Maple Street, Santa Rosa, California.

Membership dues are \$35 per year. The calendar year is January to December; new members' dues are prorated. Regular meetings, special programs, use of the extensive library, and special discounts from some affiliates are benefits of membership.

MEETING ETIQUETTE

- ◆ **Please avoid chit-chat while someone is speaking to the group.**
- ◆ Please peruse the Silent Auction and Boutique before or after the meeting--not during the meeting.
- ◆ Please, do not browse the speaker's sales table during the meeting.
- ◆ Please set your cell phone to silent mode or turn it off, and do not take photographs during presentations.
- ◆ At Speaker Meetings, please move to the center of the rows and eliminate empty seats so late-comers will be able to find a seat and not disturb the group.

Thank You Sew Much!

